



Dental Training
products



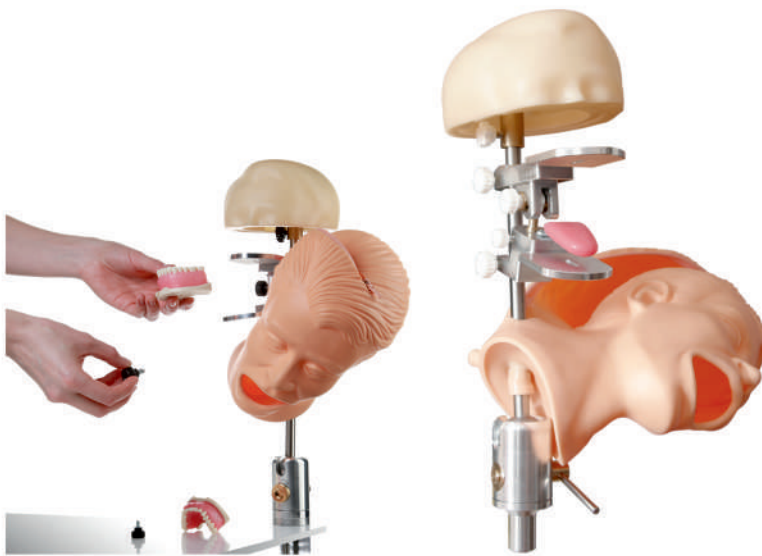
gfdental.it

GF-Dental

Hermetic Phantom head for practice

The GF Dental phantom head for practice, mounted on workbenches or fixed on dental chair represent a complete system for dental practice in artificial mouth cavity.

The hermetic manikins has self draining face mask with waterproof zip that allows the use of water, pintle in steel, skull for phantom, articulator and tongue included.




Different types of connection

Pintle in steel with clip to a table edge



Chair mount in metal



Support rod with a dinghy equipped with buckles and belts to apply the manikin to the dental chair



Flange connection



E01

Model for conservative practice with 32 screw-fixed ivory teeth and rigid gums gingivae.



E02

Model of mouth for conservative practice with 32 ivory teeth fixed through a screw.



E02/N

Model of mouth for conservative practice with 28 hard resin teeth fixed through a screw.



E03

Model of mouth for conservative practice with 28 hard resin teeth fixed through a screw.



E03/N

Model of mouth for conservative practice with 32 hard resin teeth fixed through a screw.



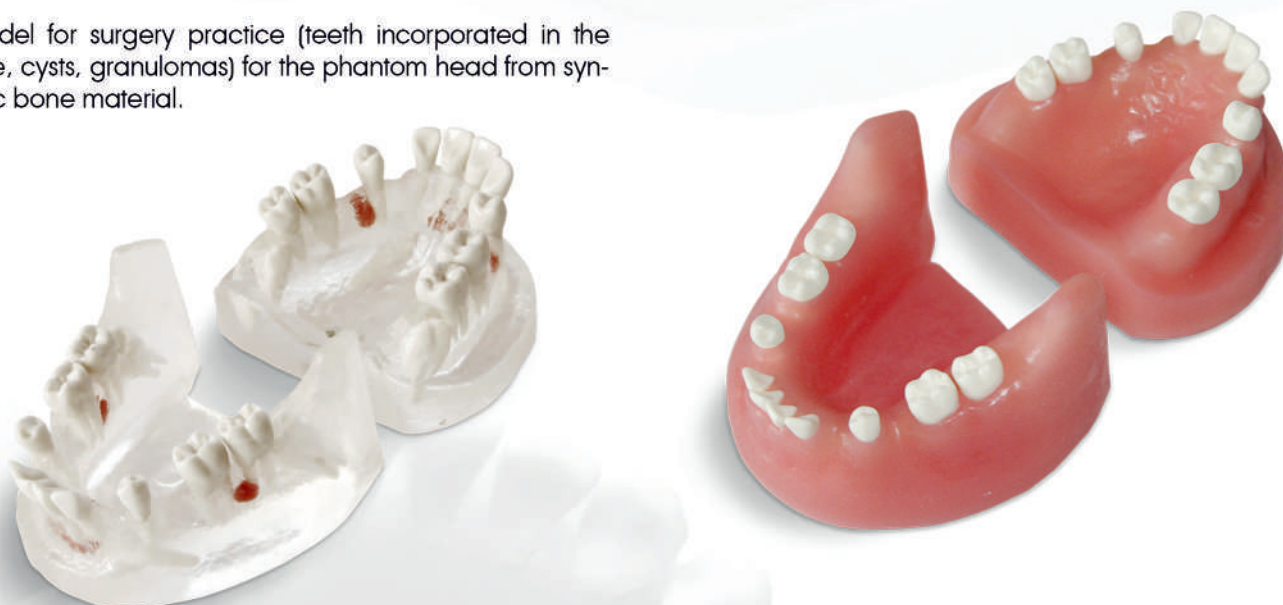
E04

Model for surgery practice for the phantom head from synthetic bone material.



E34

Model for surgery practice (teeth incorporated in the bone, cysts, granulomas) for the phantom head from synthetic bone material.



E35

Model for practice post extraction implantology. Teeth could be extract with normal tools (pincers and lever). Model could be used as extraction practice.



E08

Model endodontics practice from semirigid resin with gum.



E15

Model for anesthesia practice. It consists of jaw and a mandible with a suitable electric circuit with 12V battery with 2 LED (red and green).



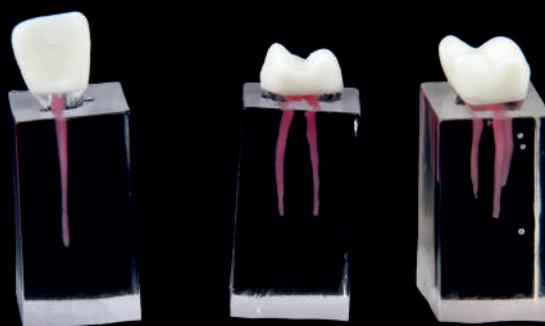
E08/TC

The root canals and the pulpal cavities are filled with soft red wax.



E08/C

Set of 3 parallelepiped for endodontic practice. Inside of canal there is special soft wax.



E09/C

Transparent parallelepiped for endodontic practice with double apex curvature.



E10/C

Transparent parallelepiped for endodontic practice with apex curvature.



E11

Model for practice of oral hygiene equipped with transparent pink gum gingivae showing parodontopathies with screw-fixed teeth.



E12/N

Model for practice of oral hygiene. It consists of maxillary and jaw bases with occlusor, gingivae and screw-fixed teeth. There is one bridge on implants, one crown on implant and one screw-fixed crown on implant. the model allow the dental hygienist to perform a curettage on permanent teeth and on crown and implants too.



E23

Model of jaw for practice of sinus lifting with soft gingivae.



E26

Model for practice with gingivae showing parodontopathies and carious teeth affected by tartar.



E05

Model for parodontology with fixed teeth and diffusely carious. Hyperplastic gum gingivae for surgery.



E06

Model for parodontology with fixed through screw ivory teeth and diffusely carious.



EK1

Model of a child's mouth with gingivae and with teeth fixed through a screw made from a special very hard resin.



EK2

Model of a child's mouth with gingivae and with teeth with rooted removable.





+39 02 39438583

Via G. Zuretti, 54
20125 Milano
Italy

✉ gfdental.it@gmail.com
f facebook.com/gf.dental